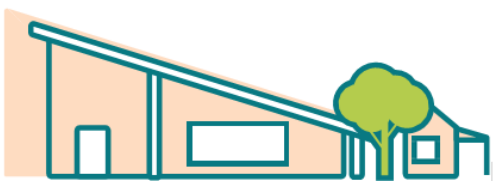


Mypolonga Primary School



2025 annual report to the Community

Mypolonga Primary School

Mypolonga Primary School number: 0302

Partnership: Murraylands



School principal:

Sunyl Vogt



Government
of South Australia
Department for Education

Date of endorsement:

16/02/2026

Context Statement

Mypolonga Primary School caters for students from R-6. At the time of this report, the enrolment in 2025 is 141. Mypolonga Primary School is classified as Category 5 on the Department for Education Index of Educational Disadvantage. At the time of this report, the school population includes 4% Aboriginal students, 4% students with disabilities, 1% children/young people in care. Further information about the school is available on the school's website (including its context statement), as well as the My School website.

Data Source: Department for Education data holdings from Mid census captured in AUGUST 2025.

Governing Council Report

2025 School Council Chairperson's Annual Report

2025 was an excellent year for Mypolonga Primary School and the School Governing Council. We have an excellent group who all actively partake in the meetings with professional and respectful conversations.

Throughout 2025, the school hosted a range of events that were enjoyed by students, parents, and staff alike. These included Family Fun Day, Sports Day, Colour Run, school sleepovers, discos, masterclasses, as well as choir and school concerts. The School Council continues to receive positive feedback from both student representatives and staff at our Governing Council meetings.

The highlight event for me was us hosting the Variety Bash for breakfast. A subcommittee was created and they instantly got together to organise and coordinate this fundraiser. The whole school and community came together and under direction of the subcommittee produced a fantastic event that ran perfectly. The feedback from the Variety Bashers and all involved was brilliant.

The Governing Council has been actively involved in discussions around staffing, classroom structure, school budgeting, and the achievements and development of both students and staff. A major item that was reviewed was the behaviour management policy which had input from the staff, principal and the governing council members.

Mid-year I attended an online forum for Governing Council members run by Educators SA and then later in the year the whole governing council attended another for. These forums included information on the Strategy for public education, what the role of governing council is, funding distribution and other topics. These were very well run but the Educators SA team and it was beneficial to our Governing Council Team.

It has been a pleasure to serve as the Chairperson of the 2025 School Governing Council. I would like to extend my thanks to all members for their dedication, valuable input, and contributions over the past year.

Ben Burdett

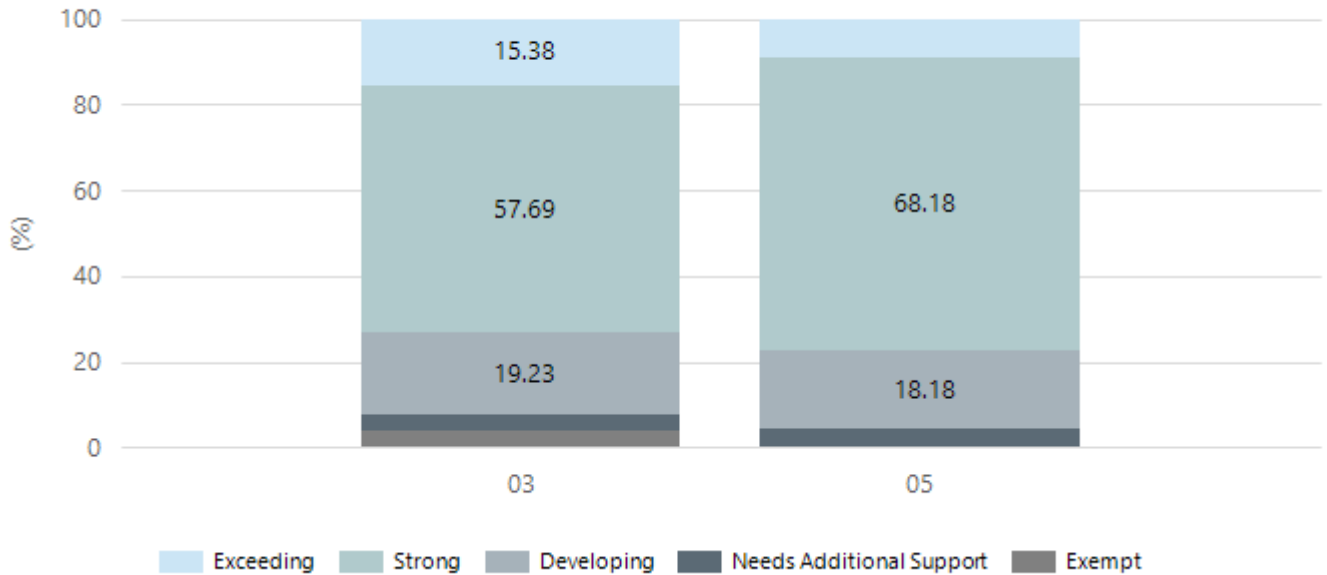
Governing Council Chairperson

Performance Summary

NAPLAN Proficiency

In 2023 the Australian Curriculum, Assessment and Reporting Authority (ACARA) - a Commonwealth Independent statutory authority - announced changes to NAPLAN performance reporting. The new approach replaces the previous numerical NAPLAN bands and the national minimum standard.

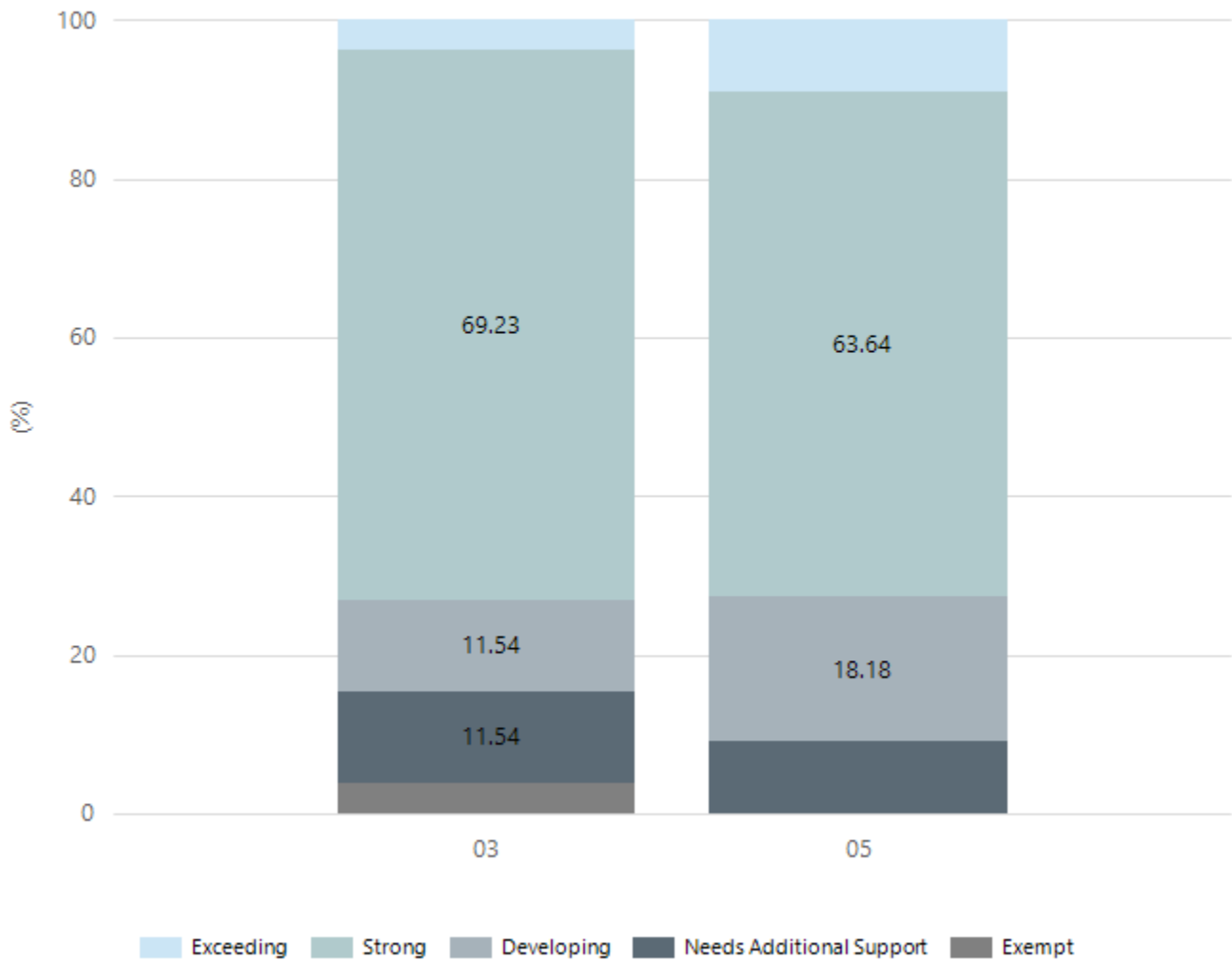
Numeracy



Year Level	03	05
Exceeding	4	2
Strong	15	15
Developing	5	4
Needs Additional Support	1	1
Exempt	1	
Total	26	22

Data Source: Department for Education Assessment Data Holdings, 2025. If there are less than 6 students who sat NAPLAN in a school, no information will be shown. If a year level has less than 6 students, that year level will not be shown in NAPLAN results.

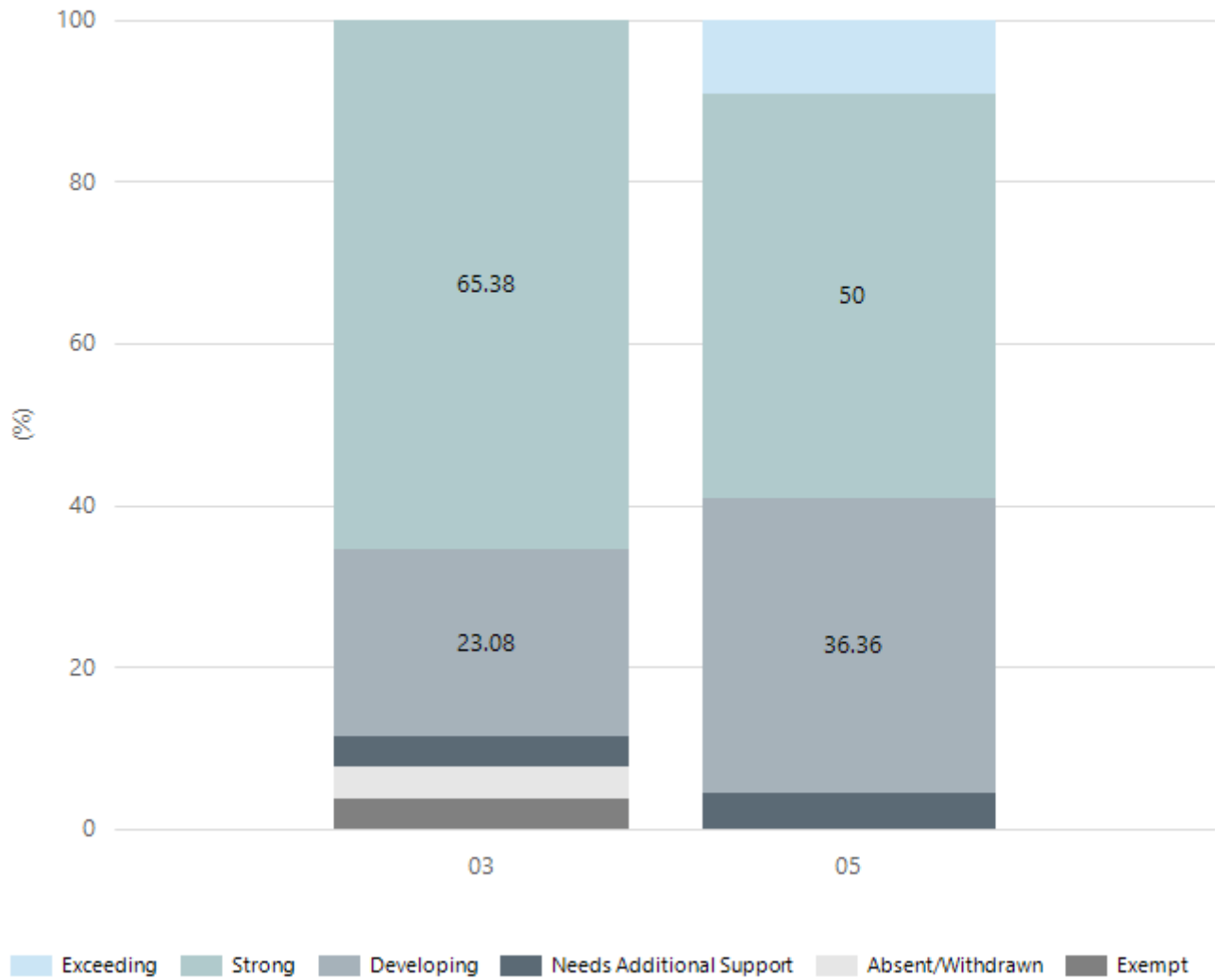
Reading



Year Level	03	05
Exceeding	1	2
Strong	18	14
Developing	3	4
Needs Additional Support	3	2
Exempt	1	
Total	26	22

Data Source: Department for Education Assessment Data Holdings, 2025. If there are less than 6 students who sat NAPLAN in a school, no information will be shown. If a year level has less than 6 students, that year level will not be shown in NAPLAN results.

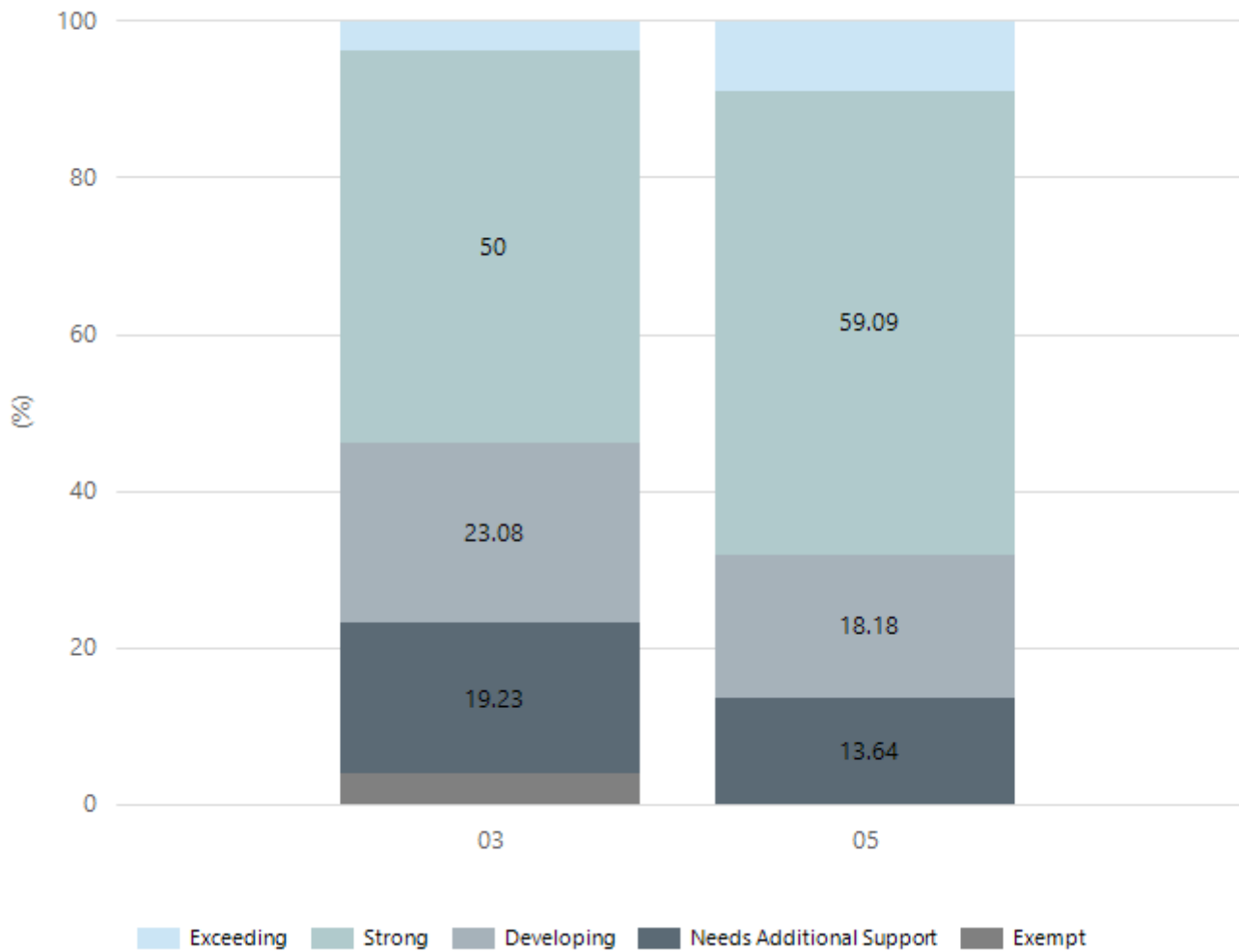
Writing



Year Level	03	05
Exceeding		2
Strong	17	11
Developing	6	8
Needs Additional Support	1	1
Absent/Withdrawn	1	
Exempt	1	
Total	26	22

Data Source: Department for Education Assessment Data Holdings, 2025. If there are less than 6 students who sat NAPLAN in a school, no information will be shown. If a year level has less than 6 students, that year level will not be shown in NAPLAN results.

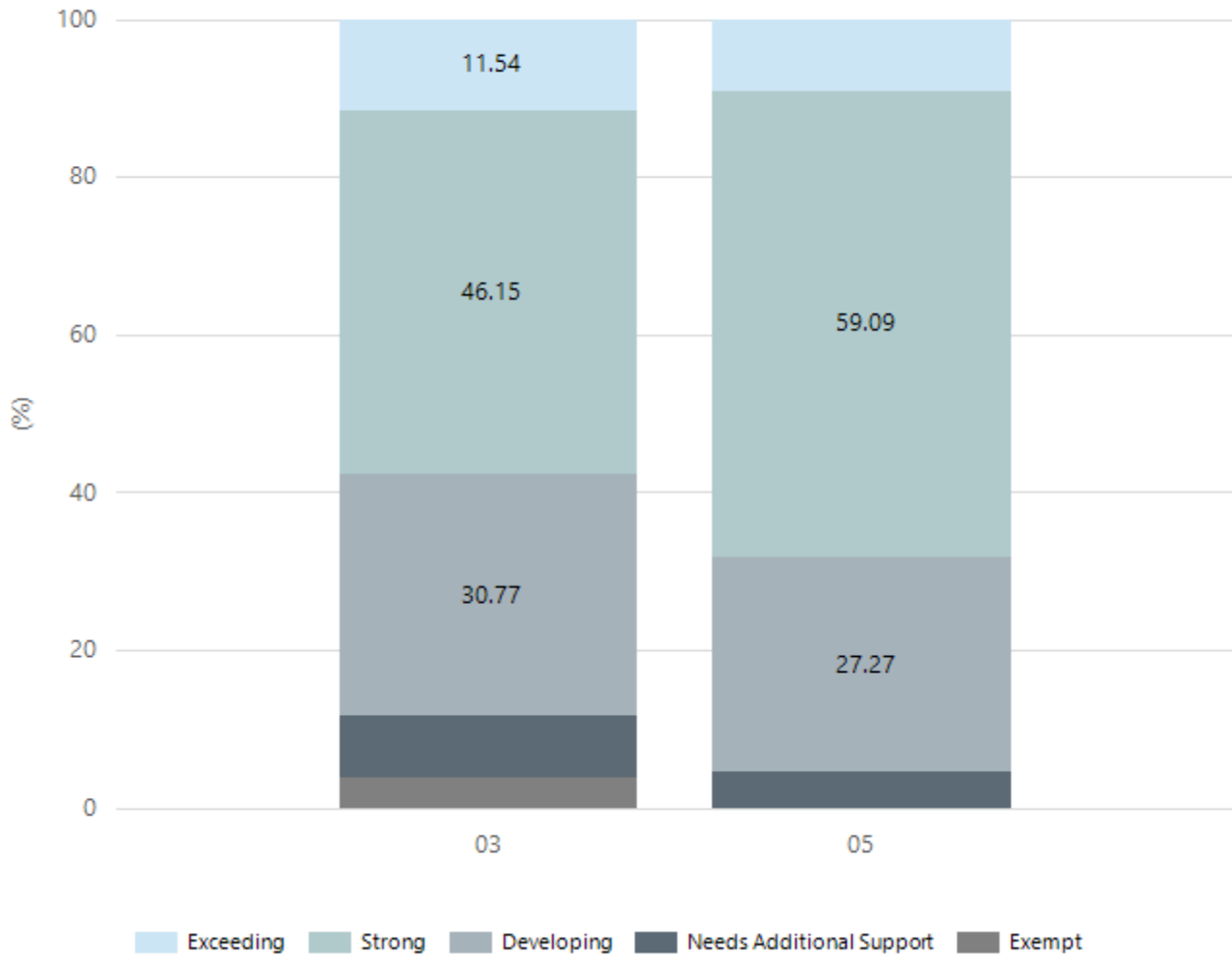
Grammar



Year Level	03	05
Exceeding	1	2
Strong	13	13
Developing	6	4
Needs Additional Support	5	3
Exempt	1	
Total	26	22

Data Source: Department for Education Assessment Data Holdings, 2025. If there are less than 6 students who sat NAPLAN in a school, no information will be shown. If a year level has less than 6 students, that year level will not be shown in NAPLAN results.

Spelling



Year Level	03	05
Exceeding	3	2
Strong	12	13
Developing	8	6
Needs Additional Support	2	1
Exempt	1	
Total	26	22

Data Source: Department for Education Assessment Data Holdings, 2025. If there are less than 6 students who sat NAPLAN in a school, no information will be shown. If a year level has less than 6 students, that year level will not be shown in NAPLAN results.

School Attendance

Year Level	2023	2024	2025
Reception	91.3%	88.7%	93.8%
Year 01	87.9%	95.0%	93.1%
Year 02	88.4%	90.0%	92.3%
Year 03	89.0%	91.4%	91.9%
Year 04	87.7%	90.4%	93.0%
Year 05	92.3%	84.6%	90.5%
Year 06	87.8%	90.5%	90.4%
Total	89.0%	90.1%	92.2%

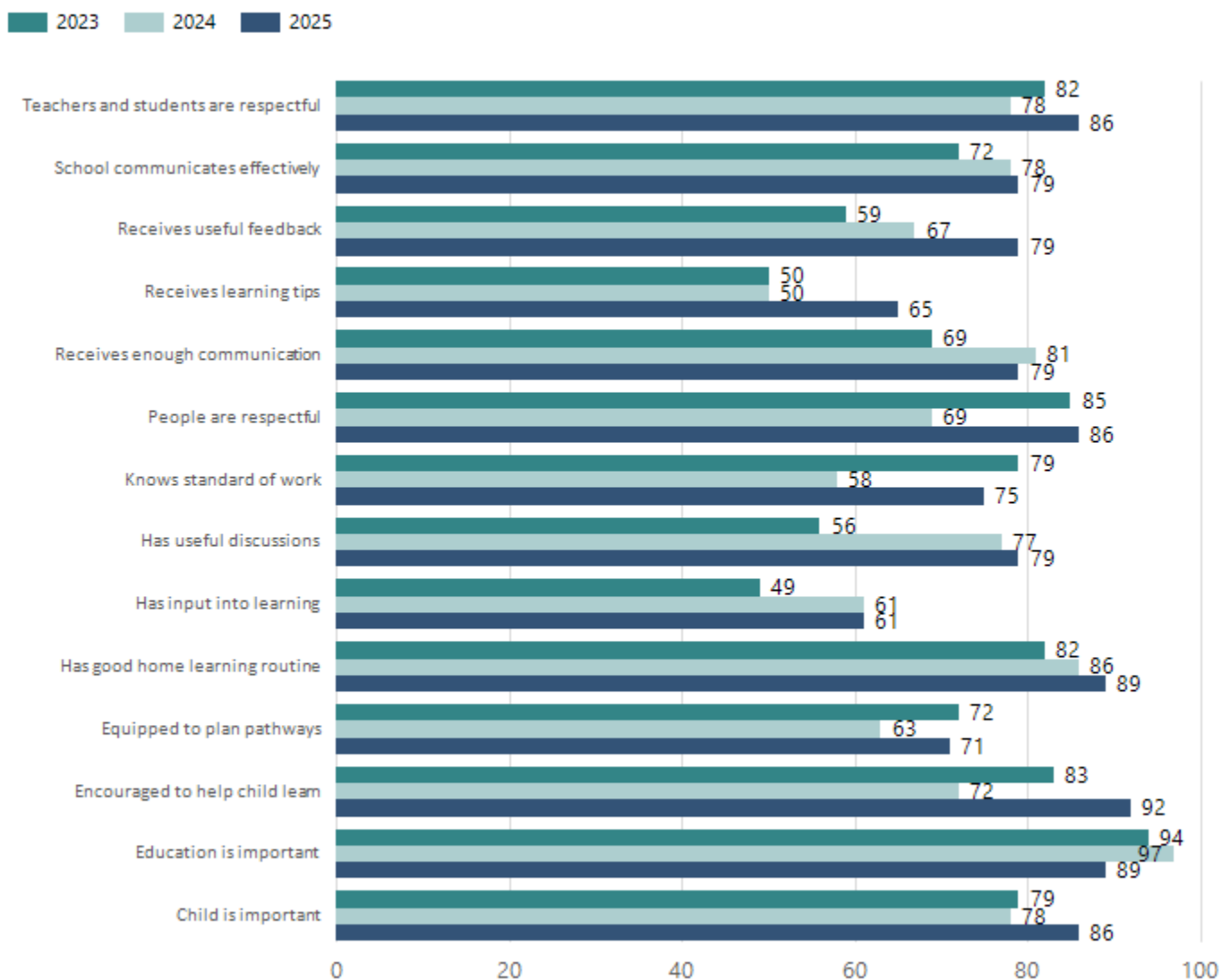
Data Source: Department for Education Attendance Data, Semester 1 Report 2025. A blank cell indicates there were no students enrolled. 'Primary Other' includes students enrolled in specialised education options. 'Secondary Other' includes students who have already spent a year at Year 12 and elected to undertake further study at Year 12.

Attendance Comment

In South Australia, all children and young people must be in school from 6 years to 16 years old. They must attend a government or non-government school full time. From age 16 to 17 however, young people must attend school or an approved learning program (such as an apprenticeship, traineeship, accredited course or university). Schools and parents must encourage and support students to come to school every day. Parents and caregivers must make sure their child is enrolled in a school, and attends school all day and everyday it is open, unless a child is sick or has an approved exemption. Teachers and leaders actively follow up when a student misses school, including recording all absences and non-attendance. All schools in South Australia have local attendance procedures governed under the Education and Children's Services Regulations 2020.

School Parent Opinion Survey Results

Proportion of agree/strongly agree response(%)



Data Source: 2025 Department for Education Parent Opinions Survey, Term 3 2025.

Intended Destination

Leave Reason	Number	%
IS - INTERSTATE	6	100.0%

Data Source: Department for Education Destination Data Report, 2025. Data extract term 3 2025. Data shows recorded destinations for students that left the school in the previous year. Data is uploaded by schools in term 3 and may not reflect final or total figures at time of report creation.

Highest Qualifications held by the teaching workforce and workforce composition

All teachers at this school are qualified and registered with the SA Teachers Registration Board.

Qualification Level	Number of Qualifications
Bachelor's degrees or Diplomas	9
Postgraduate Qualifications	3

Data Source: Data extracted from Mandatory Workforce Information Collections as on the last pay date of June 2025. As self-reported by staff in the system.

Please note: Data includes staff who are Actively employed and on extended paid leave. Please note only the highest qualification of the Teaching staff is reported. Excludes any number of other certifications earned.

Workforce composition including indigenous staff

	Teaching Staff		Non-Teaching Staff	
	Indigenous	Non-Indigenous	Indigenous	Non-Indigenous
Full-Time Equivalents	0.0	10.1	0.0	5.8
Persons	0.0	12.0	0.0	9.0

Data Source: Data extracted from Mandatory Workforce Information Collection as on the last pay date of June 2025.

Please note: Data includes staff who are actively employed and on extended paid leave. "Indigenous category" is self-reported by staff in the system.

Financial Statement

Funding Source	Amount
Grants: State	\$2,073,151.44
Grants: Commonwealth	\$6,200.00
Parent Contributions	\$17,600.00
Fund Raising	\$38,293.35
Other	\$21,263.28

Data Source: School supplied data.